



ಬೃಹತ್ ಬೆಂಗಳೂರು ಮಹಾನಗರ ಪಾಲಿಕೆ
Bruhat Bengaluru Mahanagara Palike



BBMP COVID-19 WAR ROOM BULLETIN – 29.06.2021

BBMP / COVID-19 WAR ROOM / BULLETIN – 463/ 29.06.2021 / #BBMPfightsCOVID19



ABSTRACT OF COVID-19 CASES IN BENGALURU



	MALE	FEMALE	TRANSGENDER	MALE	FEMALE	TRANSGENDER	TOTAL	
	Last 24 Hours	Last 24 Hours	Last 24 Hours	Cumulative	Cumulative	Cumulative	Last 24 Hours	Cumulative
Positive Cases	472	281	0	7,24,795	4,87,820	131	753	12,12,746
Recovered Cases	6,682	4,037	3	6,84,048	4,60,537	100	10,722	11,44,685
Death Cases	10	6	0	9,897	5,715	4	16*	15,616
Total Tests Done	In Last 24 hrs : 69,415					Cumulative : 1,46,97,809		
ACTIVE CASES					52,445			

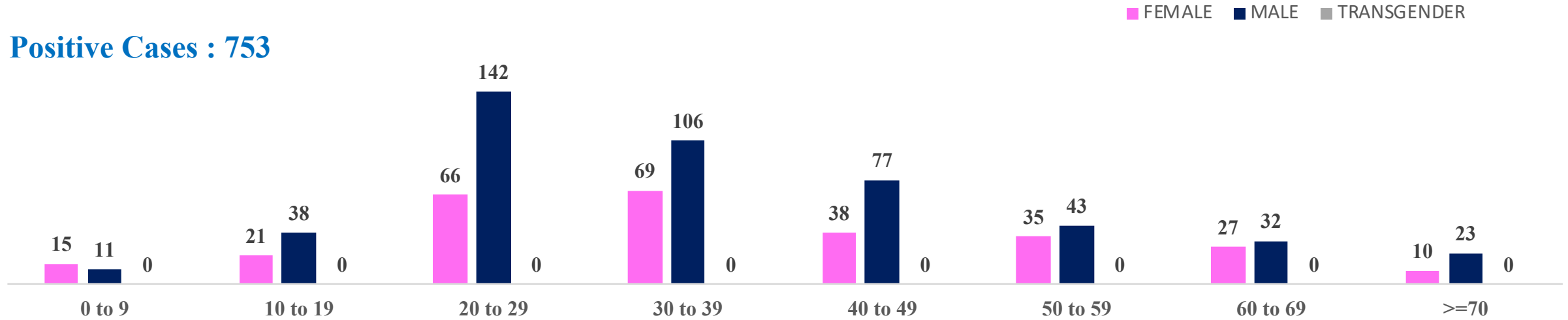
* Covid deaths occurred today : 10 | Covid deaths occurred in last 72 hrs, reported today : 06



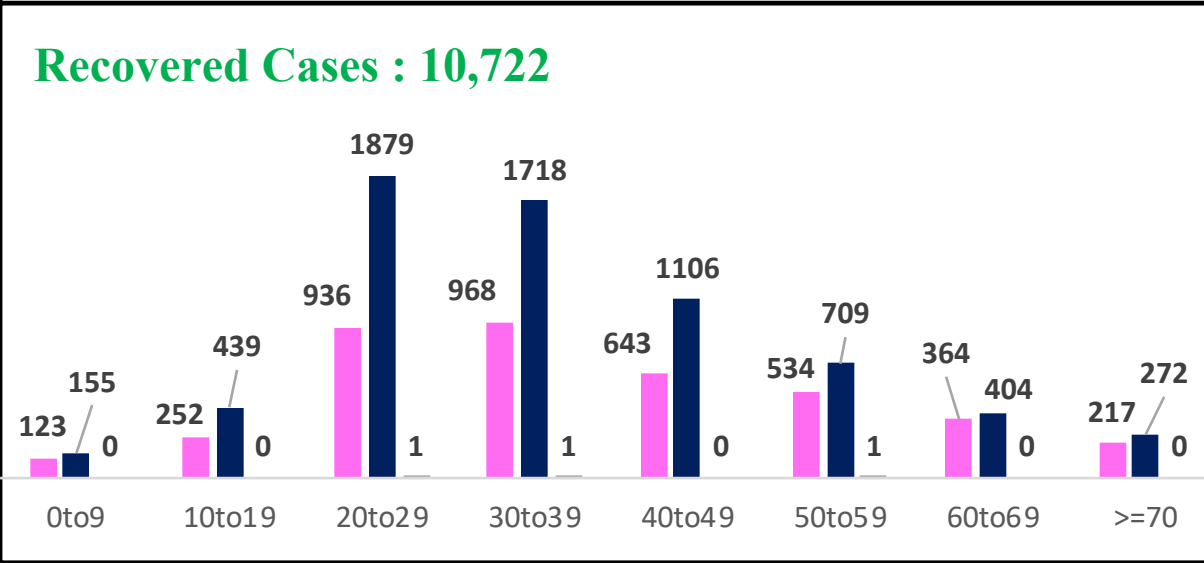
LAST 24 HOURS AGE GROUP AND GENDER WISE DISTRIBUTION



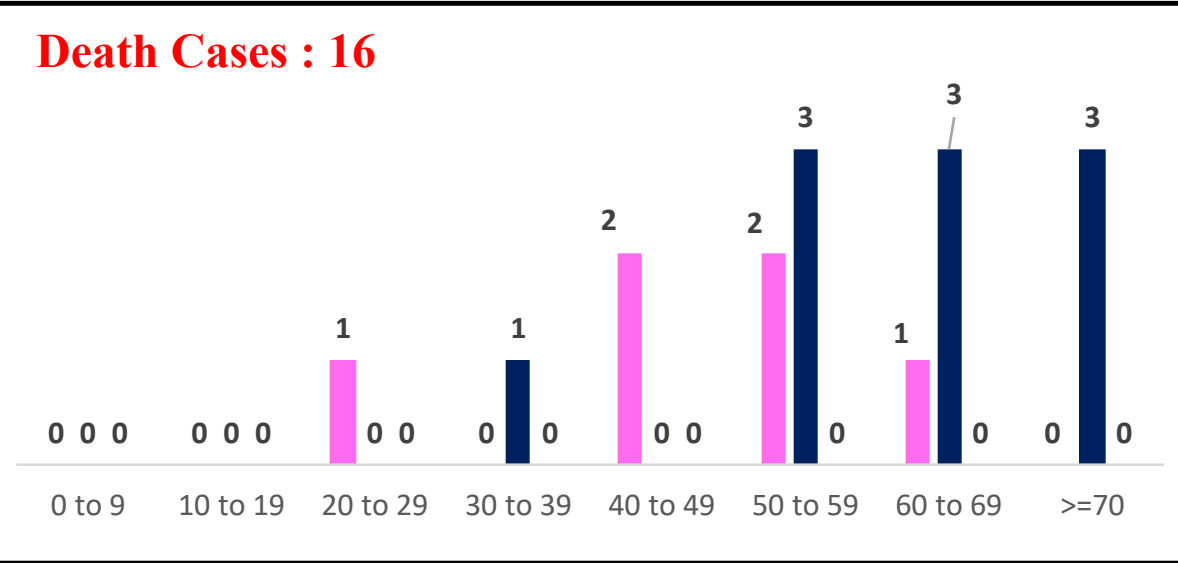
Positive Cases : 753



Recovered Cases : 10,722



Death Cases : 16





SNAPSHOT OF BENGALURU COVID-19 CASES IN LAST 8 WEEKS



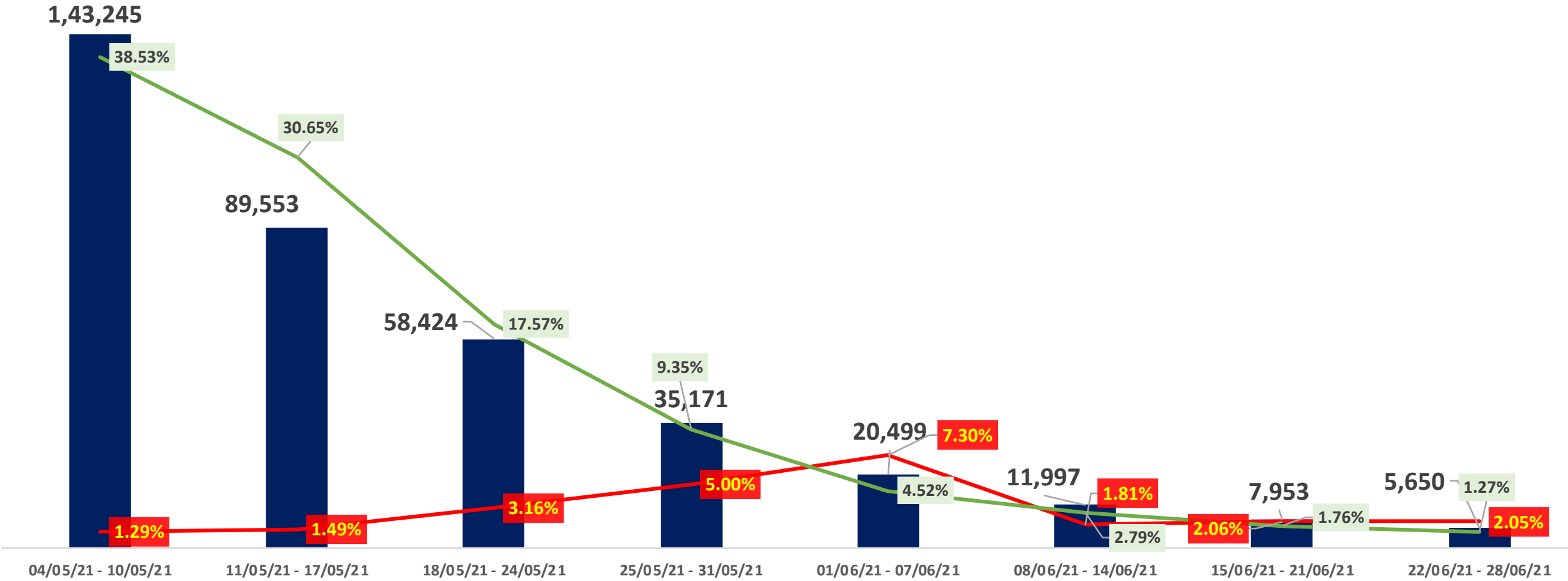
	04/05/21 TO 10/05/21	11/05/21 TO 17/05/21	18/05/21 TO 24/05/21	25/05/21 TO 31/05/21	01/06/21 TO 07/06/21	08/06/21 TO 14/06/21	15/06/21 TO 21/06/21	22/06/21 TO 28/06/21
Total Positive Cases	1,43,245	89,553	58,424	35,171	20,499	11,997	7,953	5,650
Total Recovered Cases	80,416	1,09,954	1,77,995	1,09,241	60,740	30,550	21,640	22,433
Total Death Cases	1,845	1,331	1,845	1,759	1,496	217	164	116
Case Fatality Rate	1.29%	1.49%	3.16%	5.00%	7.30%	1.81%	2.06%	2.05%
Total Tests Conducted	3,71,799	2,92,210	3,32,487	3,76,211	4,53,838	4,29,953	4,50,888	4,45,800
Positivity Rate	38.53%	30.65%	17.57%	9.35%	4.52%	2.79%	1.76%	1.27%



POSITIVITY AND MORTALITY RATE OF BENGALURU – LAST 8 WEEKS

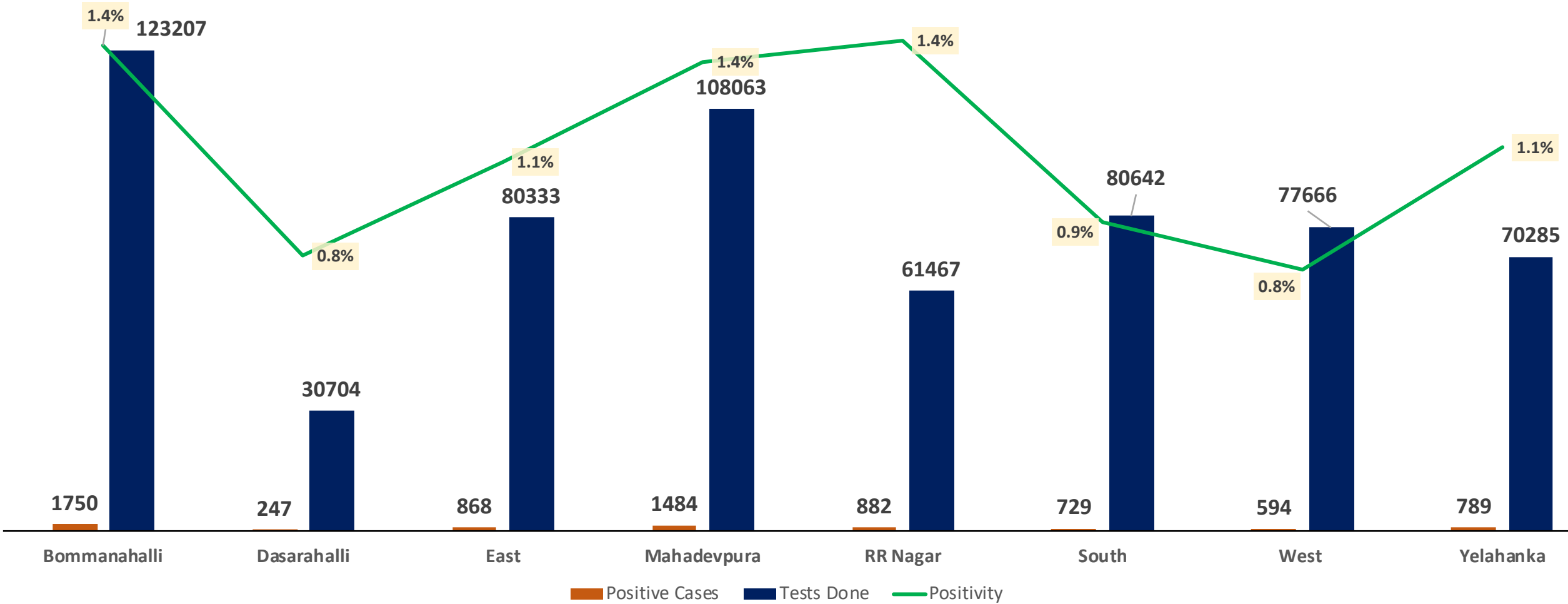


■ Total Positive Cases — Case Fatality Rate — Positivity Rate



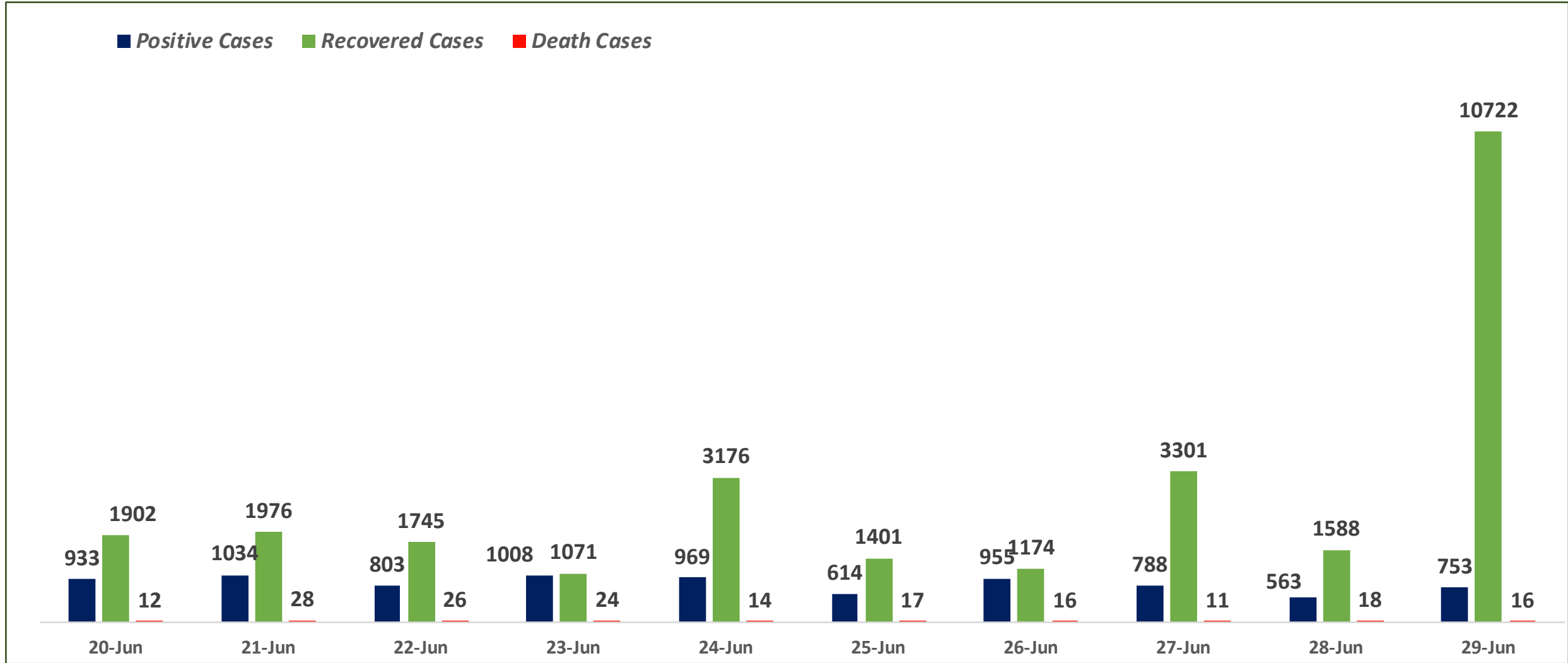


ZONE WISE POSITIVITY TREND IN LAST 10 DAYS





SNAPSHOT OF POSITIVE, RECOVERED AND DEATH CASES OVER LAST 10 DAYS ACROSS BBMP ZONES

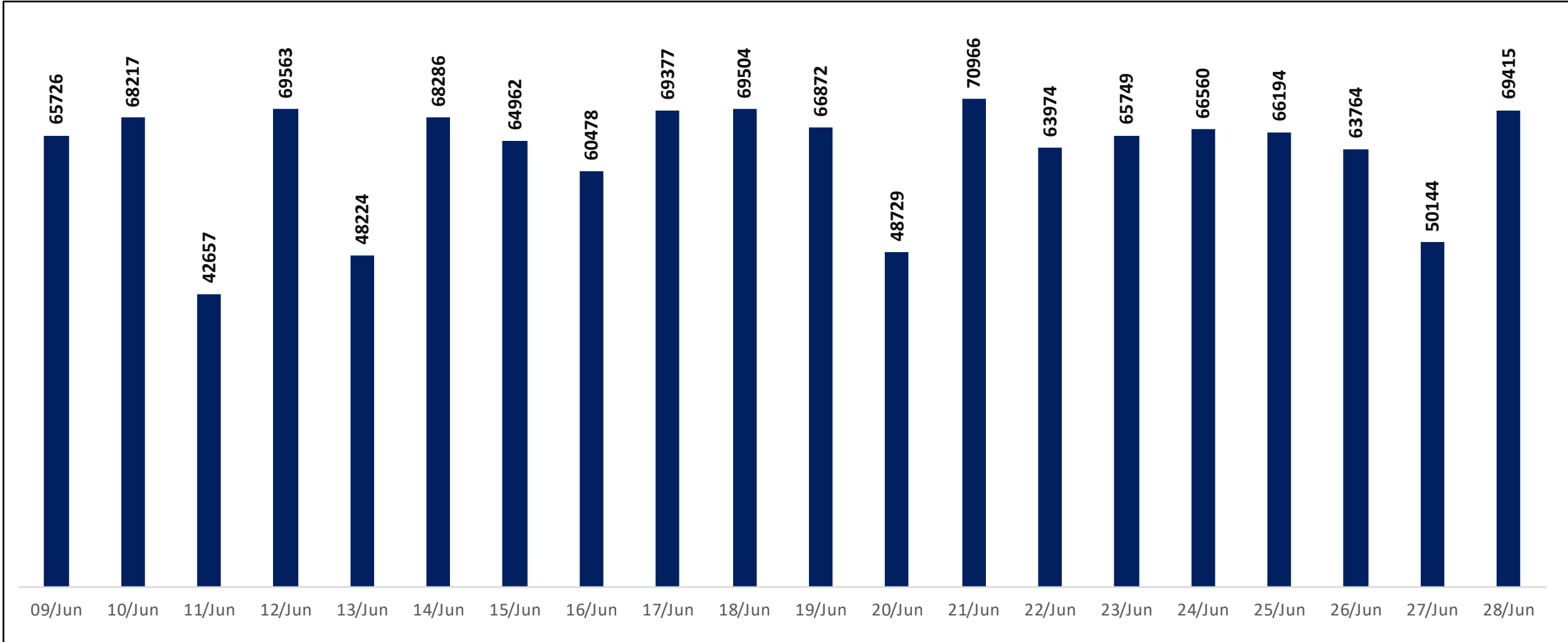




TESTING TRENDS IN BENGALURU

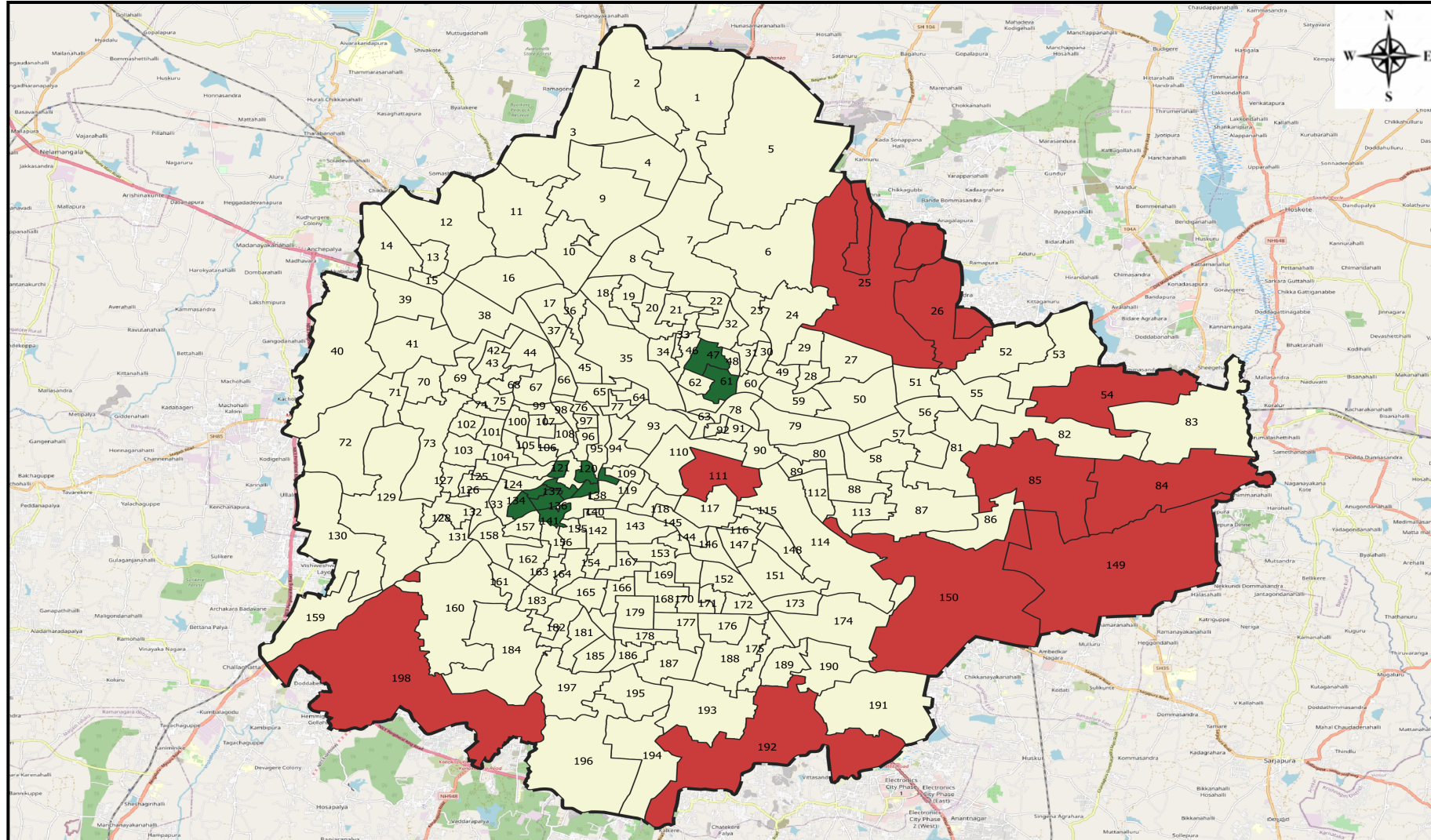


Total Test Conducted Till Date	Test Conducted Last 24 hours
1,46,97,809	69,415





BENGALURU URBAN MAP SHOWING TREND OF POSITIVE CASES IN LAST 10 DAYS



Top 10 wards reporting highest number of positive cases in last 10 days

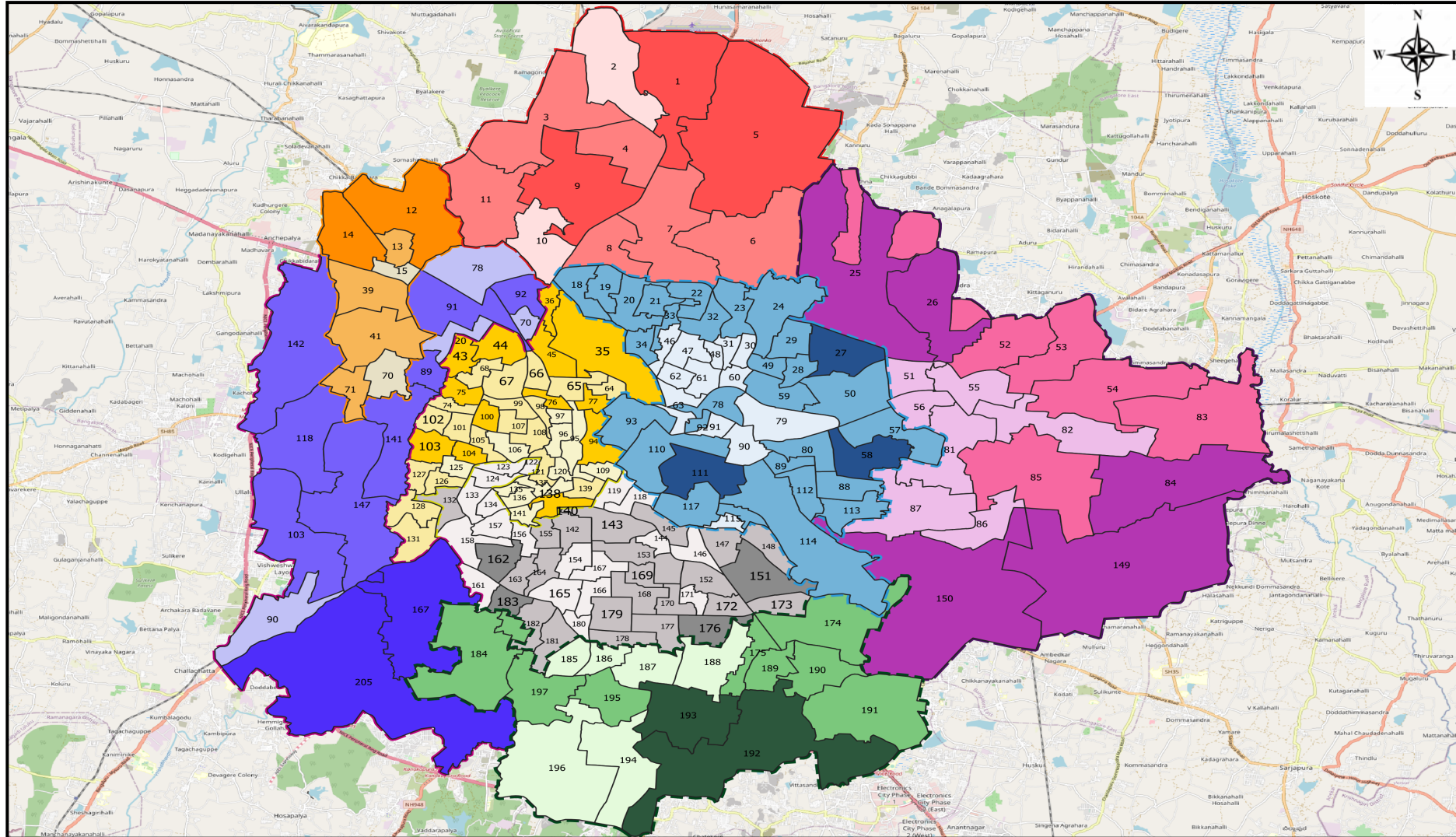
Ward No.	Ward Name
111	Shantala Nagar
150	Bellanduru
25	Horamavu
26	Ramamurthy Nagar
84	Hagadur
149	Varthuru
54	Hudi
83	Kadugodi
160	Rajarajeshwari Nagar
193	Arakere

Top 10 wards reporting least number of positive cases in last 10 days


Ward No.	Ward Name
60	Sagayarpura
123	Vijayanagara
137	Rayapura
106	Dr Raj Kumar Ward
122	Kempapura Agrahara
134	Bapuji Nagar
135	Padarayanapura
138	Chalavadipalya
47	Devara Jeevanahalli
120	Cottonpete



BENGALURU MAP SHOWING TREND OF WARD WISE POSITIVE CASES IN LAST 10 DAYS



Number Of Cases Reported

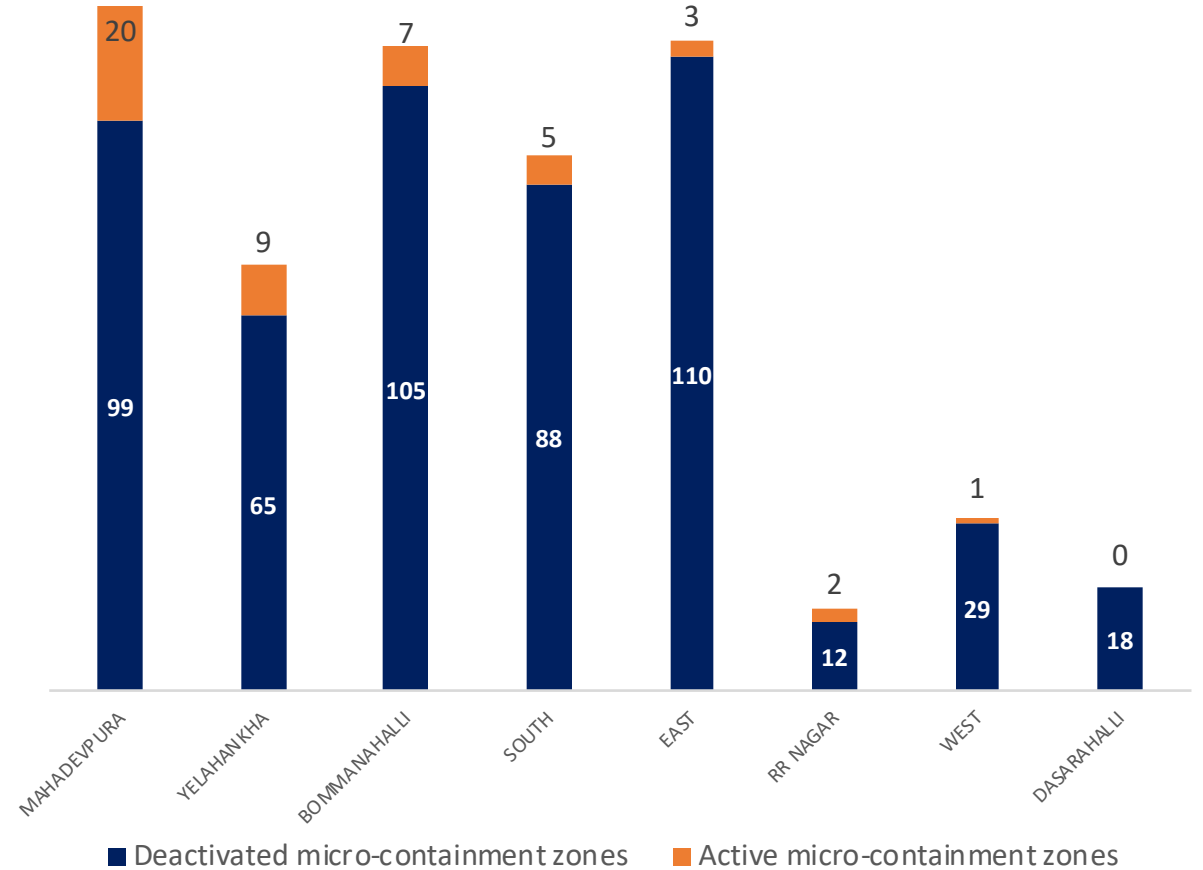




MICRO CONTAINMENT ZONES DETAILS



ZONE	Total Declared micro containmnet zones	Total deactivated micro-containment zones	Total active micro-containment zones
MAHADEVPURA	119	99	20
YELAHANKHA	74	65	9
BOMMANAHALLI	112	105	7
SOUTH	93	88	5
EAST	113	110	3
RR NAGAR	14	12	2
WEST	30	29	1
DASARAHALLI	18	18	0
TOTAL	573	526	47



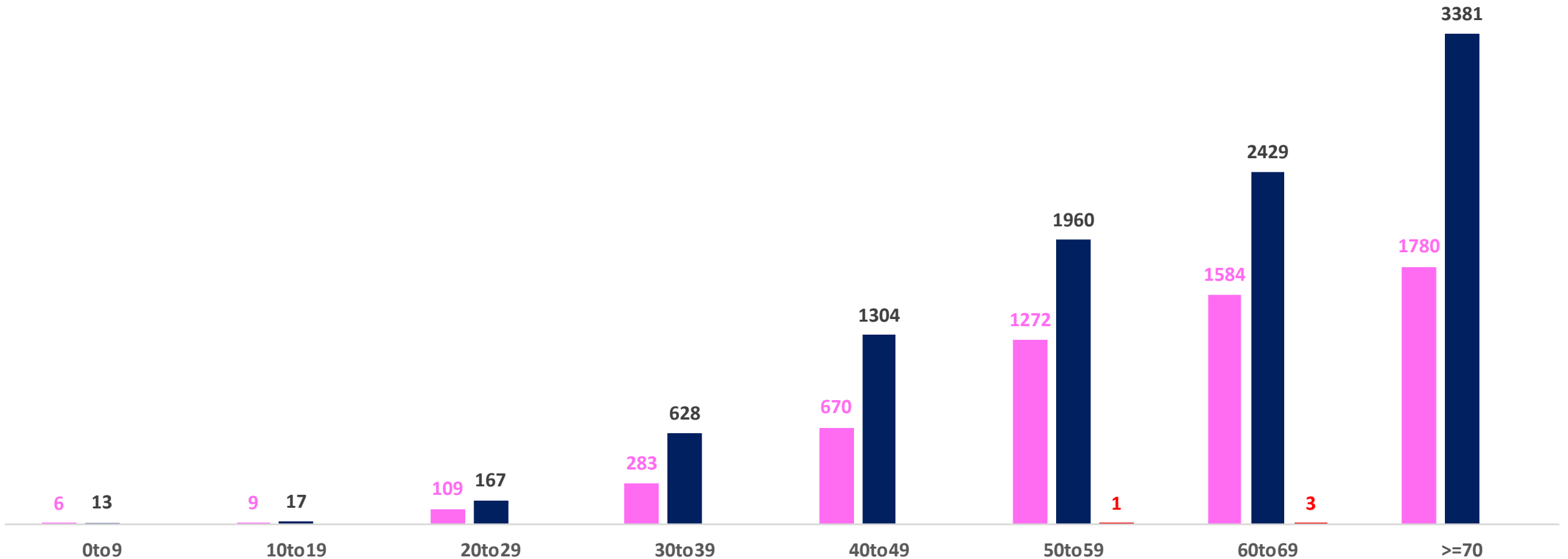


AGE AND GENDER WISE DISTRIBUTION OF DEATH CASES



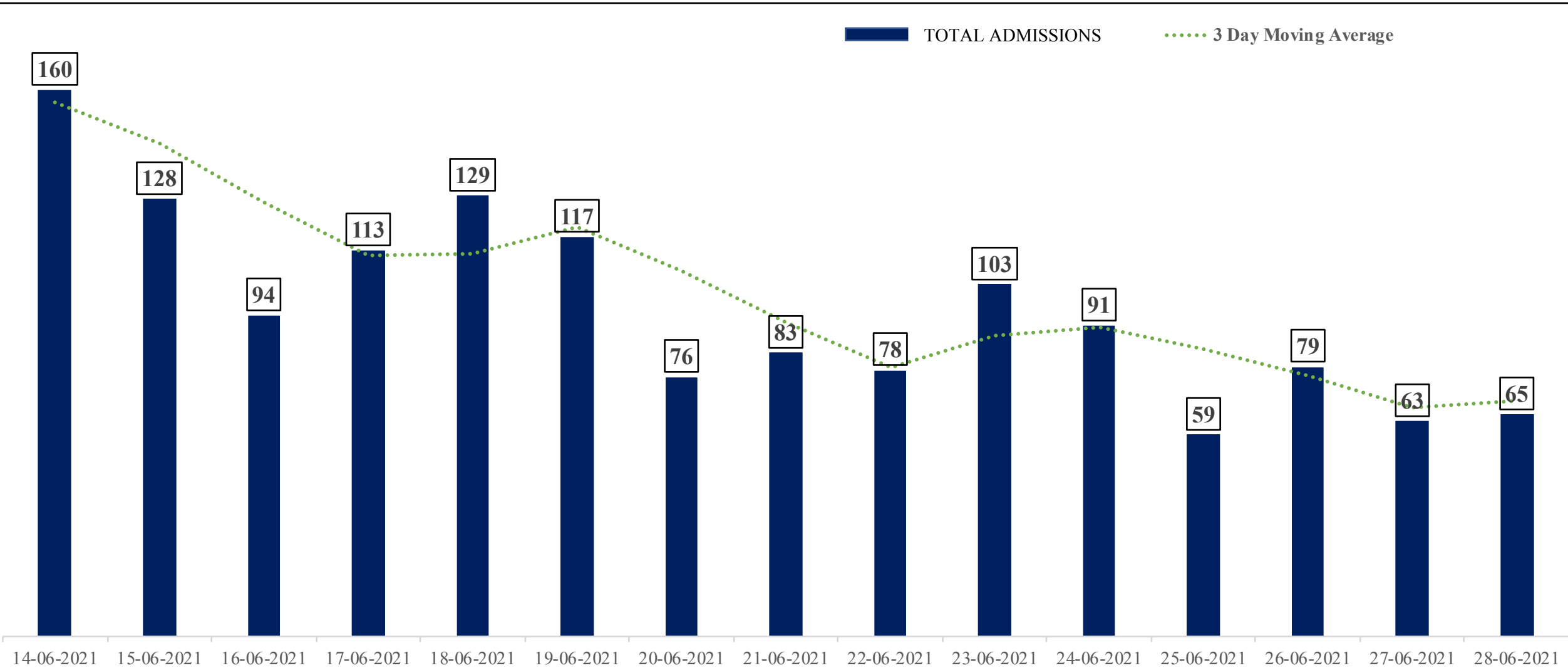
Death Cases: 15,616

Female Male Transgender





HOSPITAL ADMISSIONS LAST 15 DAYS TREND



* Numbers as per Central Hospital Bed Management System (CHBMS)

* Only Fresh Admissions considered



CCC/TRIAGE CENTRE REPORT – 29.06.2021



ZONE NAME	Total Triage Centres	Triage Details Breakup				Of Today's Triage, Patient Recommended for		
		Triaged till Previous Day	Today's Walk In Triage	Today's MTU Triage	Total Triaged Today	Home Isolation	CCC / MH	Hospital
BOMMANAHALLI	0	798	0	0	0	0	0	0
DASARAHALLI	2	899	1	0	1	0	0	1
EAST	2	455	3	0	3	3	0	0
MAHADEVAPURA	2	1189	17	0	17	2	14	1
RR NAGAR	3	2353	4	7	11	11	0	0
SOUTH	3	1932	1	0	1	1	0	0
WEST	2	667	0	0	0	0	0	0
YELAHANKA	3	1164	4	9	13	6	5	2
TOTAL	17	9457	30	16	46	23	19	4

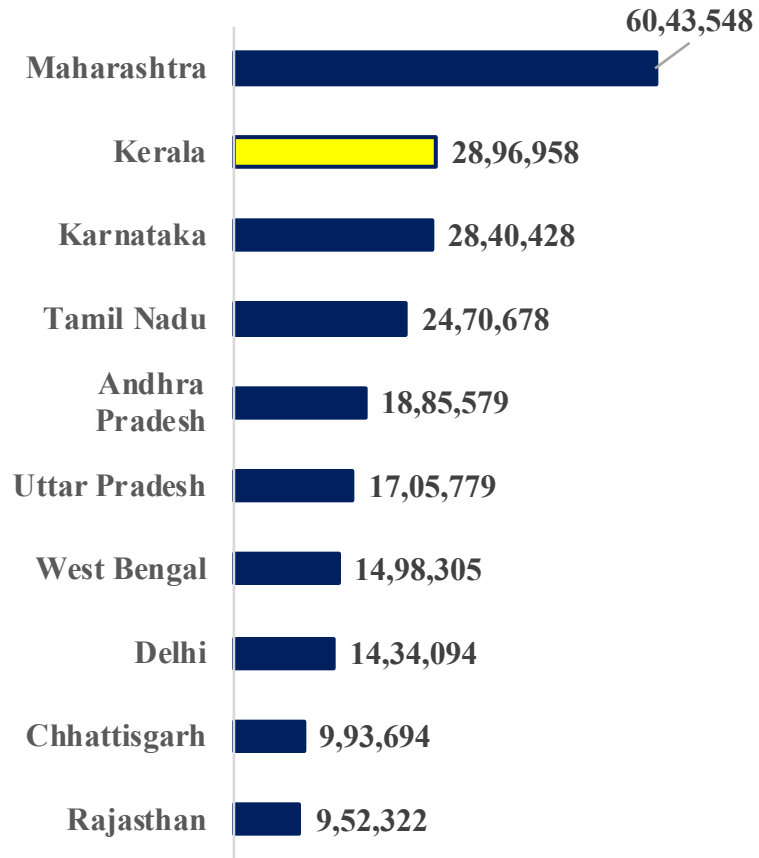
* data as on 04:00 PM (29.06.2021)



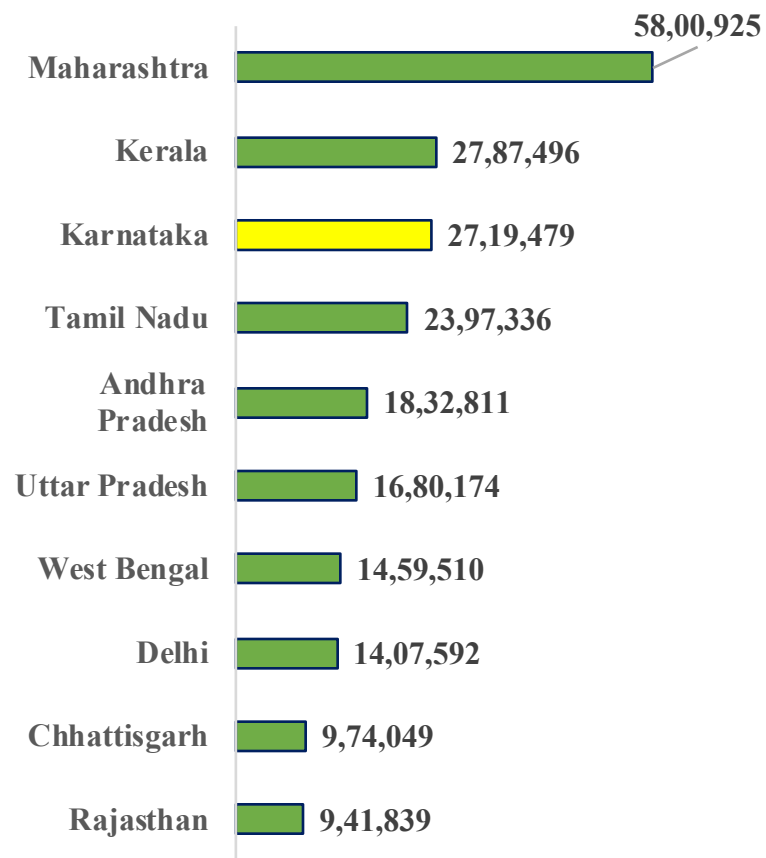
TOP 10 COVID19 AFFECTED INDIAN STATES



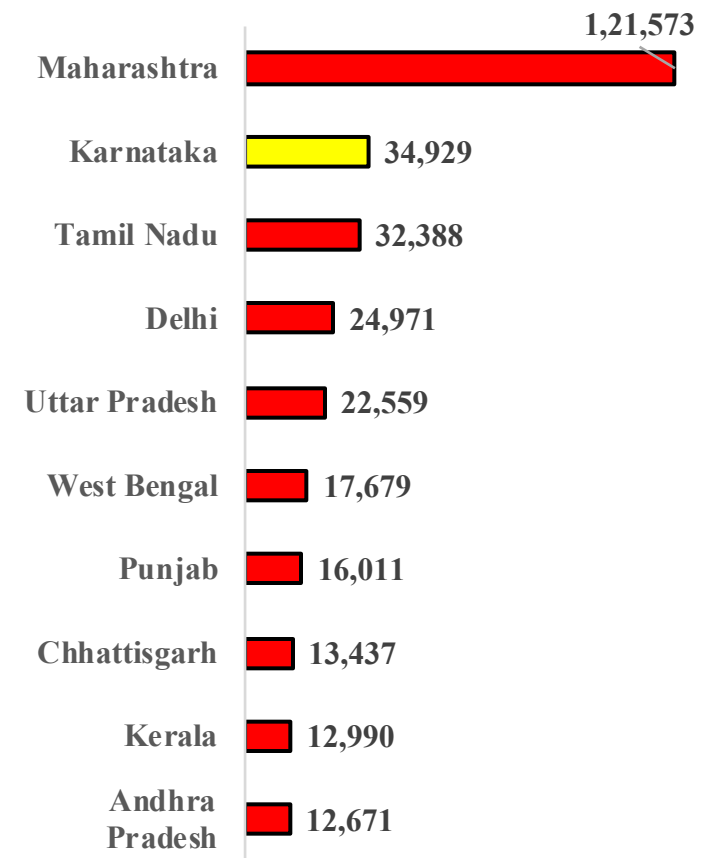
Total Positive Cases



Total Recovered Cases



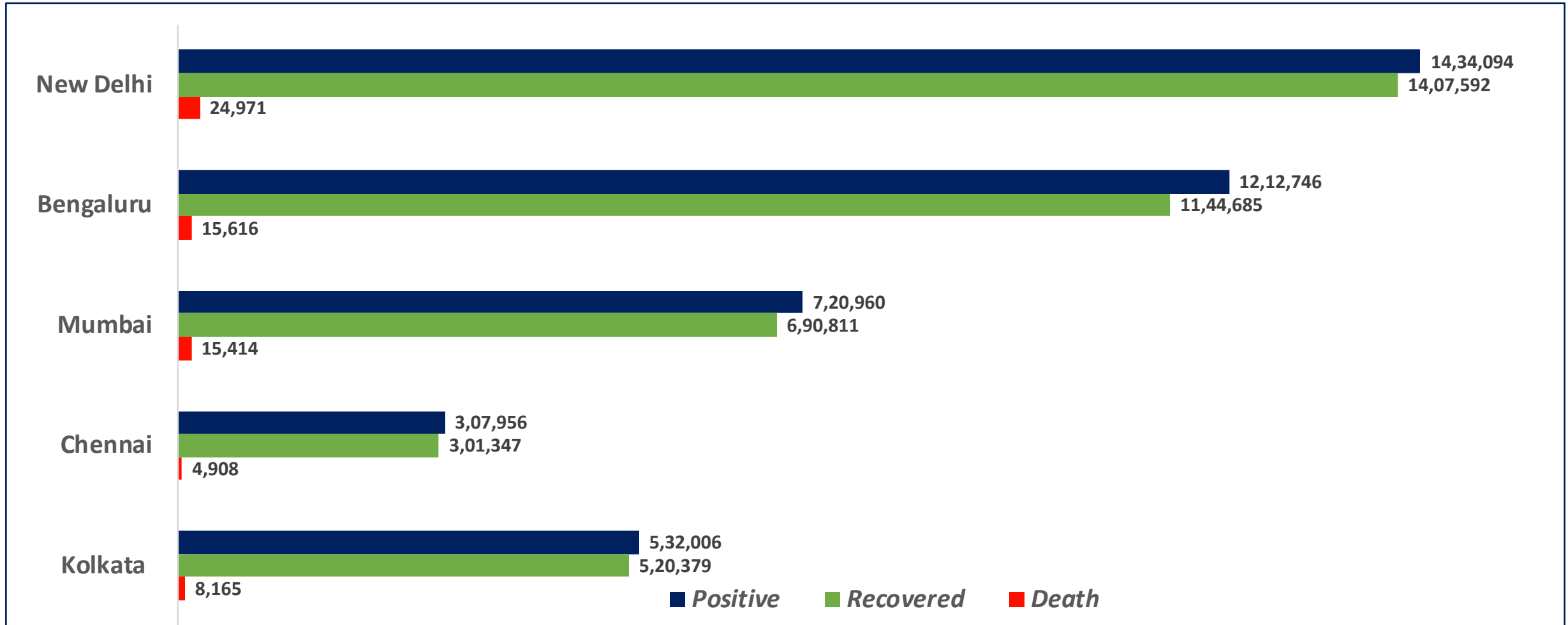
Total Death Cases



Source : <https://www.covid19india.org/> at 7:35 pm (29.06.2021)



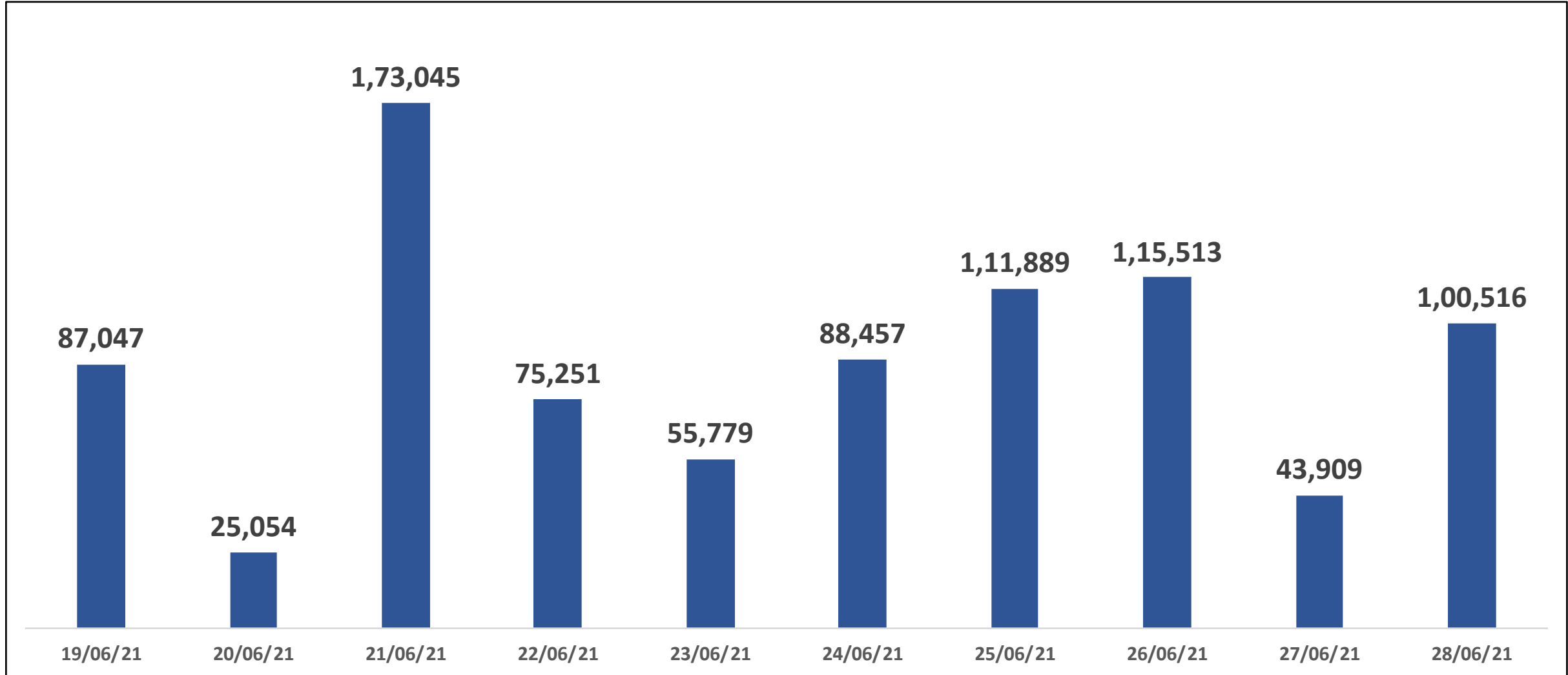
BENGALURU AND OTHER METROPOLITAN CITIES



Source : <https://www.covid19india.org/> at 7:35 pm (29.06.2021)

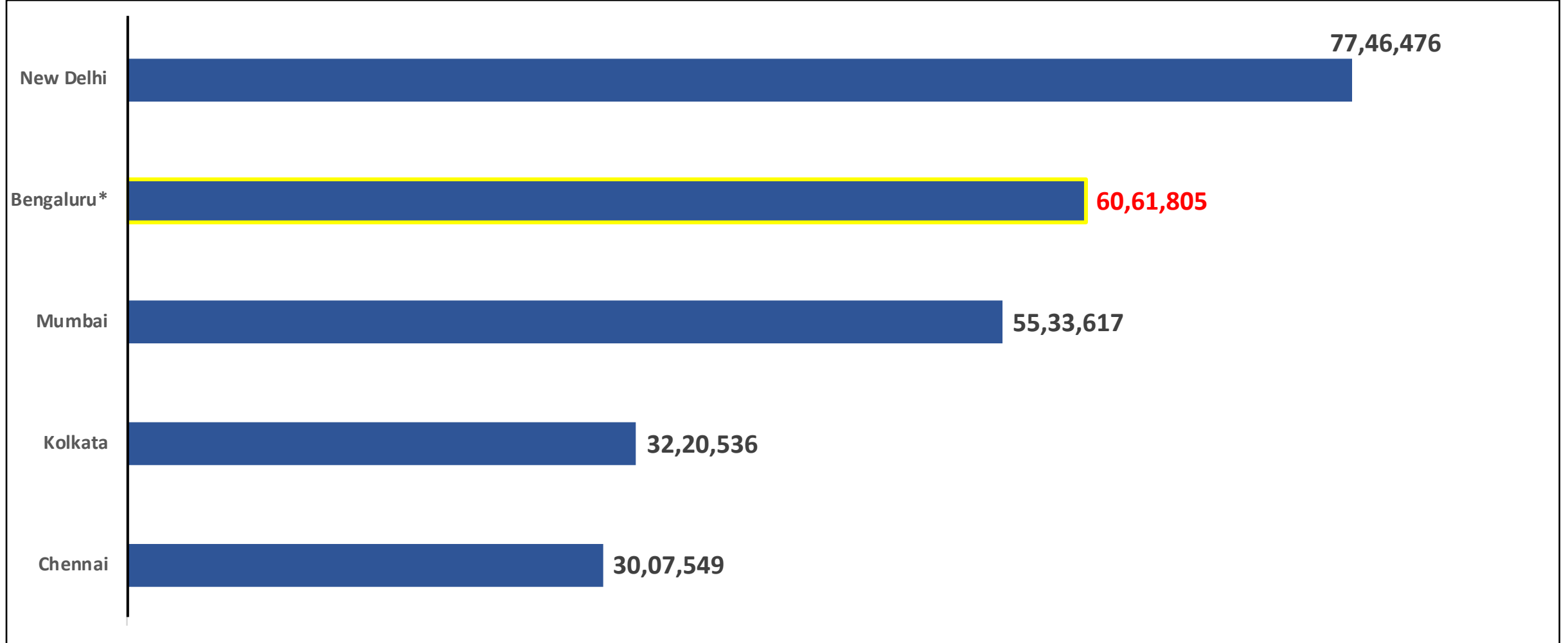


TOTAL VACCINATION DOSES ADMINISTERED IN LAST 10 DAYS





VACCINE DOSES ADMINISTERED IN BENGALURU AND OTHER METROPOLITAN CITIES



Source : <https://dashboard.cowin.gov.in/> at 7:35 pm (29.06.2021)

*includes BBMP & Bengaluru Urban



COVID BED STATUS AS ON 29.06.2021



SR. NO.	Facility Type	No. of Hospital	Total Allocated Beds for C+ Patients					Occupied Beds for C+ Patients					Net Available Beds for C+ Patients				
			Gen Beds	HDU	ICU Beds	ICU-V	Total	Gen Beds	HDU	ICU Beds	ICU-V	Total	Gen Beds	HDU	ICU Beds	ICU-V	Total
1	Government Medical Colleges	4	20	621	53	76	770	0	47	12	17	76	20	574	41	59	694
2	Government Hospitals	16	649	208	65	127	1,049	141	58	17	44	260	508	150	48	83	789
3	Private Medical Colleges	12	792	936	136	203	2,067	27	66	35	44	172	765	870	101	159	1,895
4	Private Hospitals	64	668	717	298	169	1,852	201	135	79	98	513	467	582	219	71	1,339
5	Covid Care Centre	17	250	814	-	-	1,064	150	160	-	-	310	100	654	-	-	754
Total Beds		113	2,379	3,296	552	575	6,802	519	466	143	203	1,331	1,860	2,830	409	372	5,471



SNAPSHOT OF COVID-19 CASES IN BENGALURU URBAN



**Total Wards With
>100 Cases* :
24**

**Tests Conducted
On 28.06.2021:
69,415**

**Recovery
Rate:
94.39%**

**Total
Active Cases :
52,445**

**Total Vaccinated on
28.06.2021:
1,00,516**

**Positivity
Rate* :
1.27%**

**Active
Rate:
4.32%**

**Case
Fatality Rate* :
2.05%**



*Total positive cases In the past 10 days

*CFR and positivity is for Past 7 days



ಬೃಹತ್ ಬೆಂಗಳೂರು ಮಹಾನಗರ ಪಾಲಿಕೆ
Bruhat Bengaluru Mahanagara Palike



Download BBMP Bulletin	https://apps.bbmpgov.in/covid19/mediabulletin.php
For BBMPCovid19 Bed Status:	https://apps.bbmpgov.in/covid19/en/Bedstatus.php
To register for vaccination :	https://selfregistration.cowin.gov.in/
BBMP COVID19 Dashboard:	https://apps.bbmpgov.in/covid19/
Follow us on:	 www.facebook.com/bbmp.comm1/
	 twitter.com/BBMPCOMM

Issued by:

Honorable Chief Commissioner, BBMP
Special Commissioner Health & IT, BBMP
MD, Bengaluru Smart City Limited


THANK YOU !

Ministry of Information and Broadcasting
Government of India

#IndiaFightsCorona

Can COVID-19 Vaccination cause infertility in men and women?

- There are **no scientific evidences** suggesting COVID-19 Vaccination causing **infertility in men and women**
- All vaccines and their constituents are first **tested** on animals and later in humans to **asses any side effects**
- National Expert Group on Vaccine Administration (**NEGVAC**) has recommended COVID-19 vaccination for **all lactating women**



[/COVIDNewsByMIB](#) [/MIB_India](#) [/MIB_Hindi](#) [/inbministry](#) [/inbministry](#) [/mib_india](#)